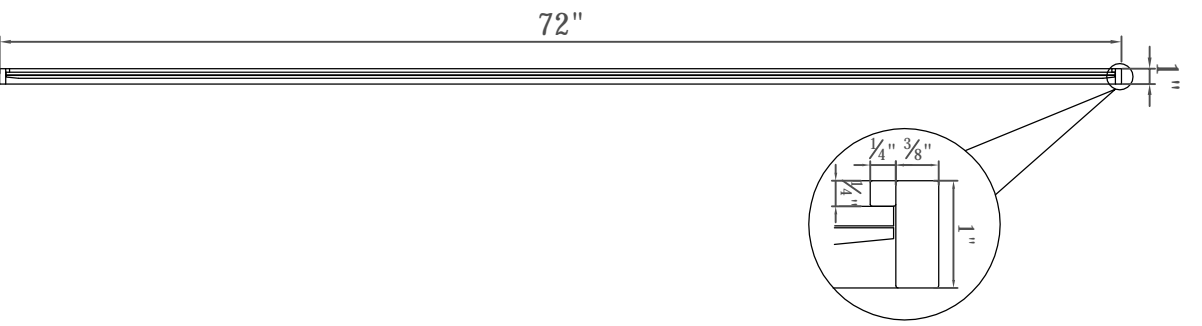
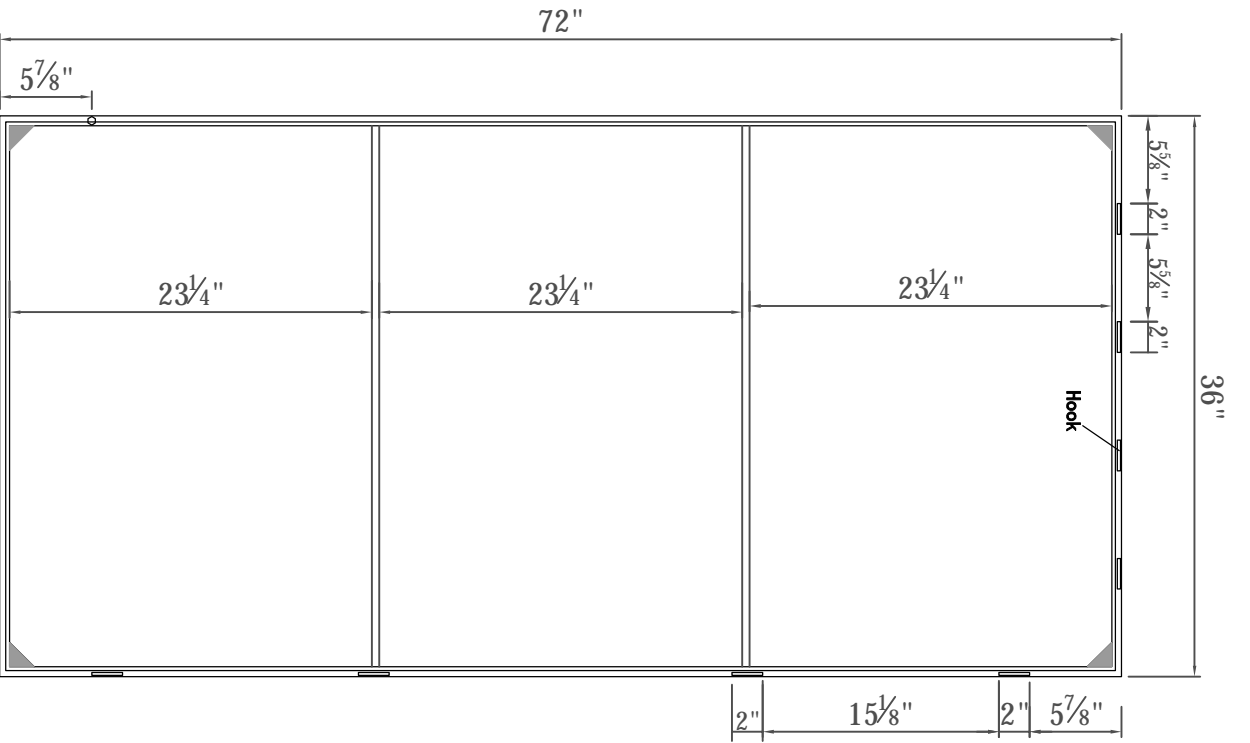


Front view



Side view



Back view

DWG. NO.

MODEL NO:  
**MR43672S**

SPEC NO:

QUANTITY:

DATE:

CHECKED BY:

FOR PROPOSAL ONLY ALL  
DIMENSIONS TO BE VERIFIED


PROJECT:

COLOR:

FINISH:

REVISIONS

1	
2	
3	
4	
5	
6	

 **ELEGANT**  
FURNITURE & LIGHTING™

500-550 E. Erie Avenue

Philadelphia PA 19134

1-888-388-3390

Model #	Product Type	Style	Product Width (in)	Product Depth (in)	Product Height (in)	Mirror Width	Mirror Depth
MR43672S	Mirror	Contemporary	36	1	72	35.25"	0.16"
Mirror Height	Frame shape	Orientation	Frame finish	Frame material	Mounting / attachment type	Number of brackets	Beveled glass
71.25"	Rectangle	Vertical and Horizontal	Sliver	Metal and MDF	Metal Inset hanger	8	Yes
Frames	Package LENGTH	Package WIDTH	Package HEIGHT	Package Weight	Product weight	Shipment Type	
No	40.75	77.25	4.5	105.32	60.12	Small Parcel	

DWG. NO.

MODEL NO:  
MR43672S

SPEC NO:

QUANTITY:

DATE:

CHECKED BY:

FOR PROPOSAL ONLY ALL DIMENSIONS TO BE VERIFIED

PROJECT:

COLOR:

FINISH:

REVISIONS

1	
2	
3	
4	
5	
6	

 ELEGANT FURNITURE & LIGHTING™

500-550 E. Erie Avenue  
Philadelphia PA 19134  
1-888-388-3390